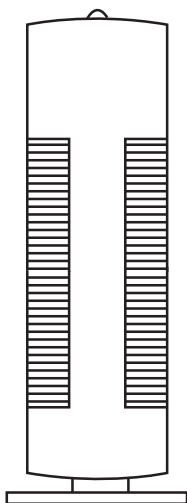


**HYVOX**

# IONIC AIR PURIFIER

**OWNER'S MANUAL**

Model AP-305



*Thank you* for purchasing Hyvox Ionic Air Purifier, from Hyvox Ingenious Home Collection. Please read your owner's manual carefully as it provides important information regarding operation and maintenance. Please kindly retain this manual and model number for future reference.

# USER MANUAL

## Table of contents

1. Warning
2. General Safety
3. Product
4. Setup & Operation
5. Maintenance
6. Warranty

# WARNING

To reduce the risk of fire, electric shock, or injury, basic precautions mentioned below should be followed.

The supplied power voltage must be uniform with the appliance's permitted voltage that is indicated in the plug place. This appliance works with 220V/50Hz power supplier. Connect to a properly grounded outlet only.

Do not use outdoors or on wet surfaces and do not handle with wet hands.

Do not use with damaged wire or plug. Damaged wire or plug should only be replaced by qualified personnel.

Do not unplug by pulling on wire. To unplug, grasp the plug, not the wire. Do not put any object into openings.

Do not operate the unit in areas where flammable or combustible products or vapours may be present. Pay careful attention when the appliance is operated near children.

Turn off all controls before unplugging unit from outlet. Unplug from outlet when not in use and before servicing. Keep the wire away from heated surfaces.

If appliance is not working as it should, has been dropped, damaged, left outdoors, or dropped into water, return it to your local service center.

Any attempt to open the unit will void the warranty and could lead to serious damage to the unit or personal injury to the operator.




# GENERAL SAFETY

Read before operating. We strongly recommend keeping this guide in a safe place for future reference.



Keep away from fire



No outdoor use



Away from oil spill



No wet place use



Do not pour water



Only in flat surface



Do not poke grills



Careful with baby



Do not self repair



Avoid extension



Avoid broken wires



Do not jam wire

# PRODUCT

Thank you for purchasing Hyvox Ionic Air Purifier, from the Ingenious Home Collection for easy and healthy breathing.

We have taken personal care to ensure that you will be satisfied with this product's performance and quality. Hyvox is committed to providing you with ingenious quality products that makes life more enjoyable and fun.

This product gives clean and healthy fresh air by removing pollen, dust, animal dander, bacteria, some harmful airborne chemicals from carpeting, flooring, paint and household cleaners. It neutralises household odours. Eliminates cigarette smoke and all sorts of offensive odours and leaves the home smelling fresh and clean air.

## FEATURES

Gives clean and healthy fresh air.

Silent operation and low cost maintenance. No fan, no filters, no motor and other moving parts

Ultra low energy consumption: Unlike other purifiers, it uses almost no electricity and there are no expensive filters to replace. It consumes only 20 watts while other purifiers can consume up to 250 watts.

*SAVES MONEY!*

Easy to use: Cleaning takes just a minute. Requires cleaning only when indicated.

Stylish good looks and lightweight. Sleek, compact and saves space.

## SPECIFICATIONS

Power source: 220V 50Hz

Power consumption: 20 watts

Negative-ion quantity: 3.3 million/cm<sup>2</sup>

Ozone: 0.04ppm or below.

Weight: 3.2kg

Stand: 69.2cm x 25cm x 18cm

# 3.


[www.hyvox.com](http://www.hyvox.com)

# SETUP & OPERATION

This product is designed for operating 24 hours a day and 7 days a week. Follow the steps below.

## (Image 2A)

Place the appliance on a level surface a few inches away from the wall. Plug into a grounded 220V/50Hz outlet.



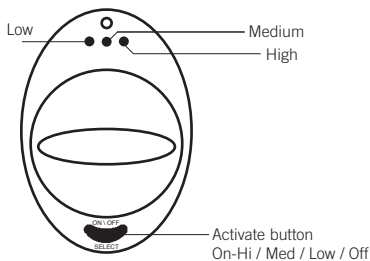
(Image 2A)

## (Image 2B)

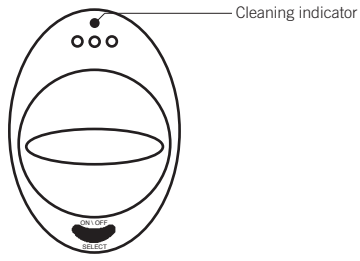
Activate the unit by pressing the ON/OFF button. The unit will clean, ionise and circulate the air in a pre-programmed cycle. Select the desired power level by pressing again to rotate through the HI, MED, LO. It is recommended that the unit be set to Medium or Low in smaller rooms and High for large rooms or living room.

## (Image 2C)

If the unit lights up Cleaning Indicator, follow the maintenance procedure to clean the blades.



(Image 2B)



(Image 2C)

**Note:** Please be advised that this unit must be operated indoor only.

# MAINTENANCE

Normal operation can be resumed after the grid has been cleaned. Clean this unit once every two to three weeks.

## **A. Cleaning the Collection Grid**

Unplug the unit before cleaning. Remove the collection grid by pulling it from the top of the unit.

Use a dry or slightly damp towel or sponge to quickly wipe the dust from each of the three collection blades.

## **B. Thorough Cleaning**

If the unit makes noise during operation, a thorough cleaning of the grid and ionising wires may be required.

Remove the collection grid by pulling it from the top of the unit.

Wash the grid with warm soapy water, rinse AND ALLOW IT TO DRY COMPLETELY BEFORE RETURNING TO UNIT. Do not allow water to enter the unit.

Invert the main unit several times before replacing the collection grid. This will remove any accumulated particles from the ionising wires.

# WARRANTY

This warranty covers only manufacturer defectives for one year, with the exceptions stated below.

## **What Is Not Covered**

This warranty does not cover any damage caused due to physical abuse of the product by misuse or use other than as intended and described in the instruction manual, or damage caused by failure to properly clean and maintain this product or damages caused by natural disaster or acts of war. The warranty is voided if connected to any voltage or specifications other than prescribed on the product. Also, if the unit is opened for self repair, the warranty will be void for any further repair or problem analysis. The warranty may not be used if the product is served in public places such as lodging house, training centres etc. Warranty does not cover any shipping and handling charges. Hyvox Inc. reserves the right to refuse any warranty claim without any valid reasons.

## **What Will We Do**

Should you detect any malfunction, please return the damaged product along with the purchase receipt with a brief explanation of the problem, either directly to a distributor of Hyvox products near you or to the shop you had purchased from. We will repair any defects in materials or workmanship within one year of purchase. If the defective is found un-repairable within the warranty period, Hyvox with its discretion will replace it for a new unit. However, Hyvox reserves complete rights in decision making in regards to processing the warranty, rejecting any claim without any valid reason or arranging a replacement.

If you have questions, please feel free to contact our customer service email or our local distributors near you. Please visit [www.hyvox.com](http://www.hyvox.com) to find a local distributor near you.

AP-305 Ionic Air Purifier  
Ingenious Home Collection

Hyvox Inc.  
Mississauga, Ontario  
Canada

[info@hyvox.com](mailto:info@hyvox.com)  
[www.hyvox.com](http://www.hyvox.com)